



CONSOLIDATED FINANCIAL STATEMENTS FOR YEAR ENDED 31ST DECEMBER 2020




TABLE OF CONTENTS

REPORT OF THE EXECUTIVE COMMITTEE	4
FUTURE PLANS.....	7
DECLARATION OF THE HEAD OF FINANCE.....	10
COMMENTARY TO FINANCIAL STATEMENTS	11
AUDITORS' REPORT.....	15
CONSOLIDATED STATEMENT OF FINANCIAL POSITION	18
CONSOLIDATED STATEMENT OF PROFIT OR LOSS	19
CONSOLIDATED STATEMENT OF CASH FLOWS	20
CONSOLIDATED STATEMENT OF CHANGES OF EQUITY.....	21
NOTES TO THE FINANCIAL STATEMENTS	22

TFF PRESIDENT MESSAGE



It is with great pleasure to present to you the Audited Consolidated Financial Statements for the year ended 31st December, 2020. The results indicate a decrease in performance, but with a positive working capital.

The year 2020 was a bit challenging in which we experienced COVID-19 affecting football activities, although with those circumstances, we managed to achieve significant results. During the year, the National Team, *Taifa Stars*, played three international matches against Tunisia, lost one match and drew second leg.

U-17 Women team participated in COSAFA tournament and won the trophy. U-20 men team qualified for AFCON to be played in year 2021. Furthermore, women team *Tanzanite* qualified for AFCON but due to COVID-19 they did not participate in the competitions.

In general Tanzania was focused to participate in the international competitions but the situation of COVID-19 in the African region affected the competitions. We also managed to run the Women Premier League, which ended by crowning Simba Queens as champions. In the AZAM Federation Cup, Simba Sports Club emerged winners when at final. In Regions Championship, I congratulate Tunduru FC for winning the trophy.

TFF continued to improve management and all governance issues, enhancing accountability, transparency and financial control. A key improvement during the year was the establishment of the Audit and Compliance Department and strengthening of the Audit and Compliance Committee with an increased level of responsibilities. In addition, 2020 saw the contract signing of the construction of the two Sports Technical Centres, one in Kigamboni Municipality and the other in Mnyanjani, Tanga City both expected to start operations in 2021.

I am convinced that among the many measures that have been adopted over last year, with the diverse challenges we faced, still we achieved success that will be key for continuous improvement.

We are committed to enhance and improve the loved game by many, and expect to get better results in few years to come.

Yours in Football Development,

A handwritten signature in black ink, appearing to read 'Wallace Karia', written over a horizontal line.

Wallace Karia
TFF President

GENERAL SECRETARY MESSAGE



I thank you all members of the football, and all fans of football in the United Republic of Tanzania.

For the year 2020, you showed high cooperation and assistance in football and other activities that were under implementation during the year. It was challenging yet, you showed courage and much resilient effort to us, when we were threatened by the pandemic, which affected us all in one way or another.

During the year we witnessed decline in football activities due to the effects of the pandemic. However, we managed to revisit our plans and improved operations by resizing our activities according to available resources.

As we end the first four years of President Karia regime. We worked in line with the eleven milestones planned for the four years to improve transparency, accountability and financial management. For all the years, we worked together and got Unqualified Opinion Audit Reports. Working as team, improved the level of performance, although in year 2020 we did not reach the planned level, but the

results were promising for a brighter future.

To continuously implement efficiently the eleven milestone on football development activities, we started mobilization for construction of Sports Technical Centres to broaden scale of football activities, reduce training costs of National Team training, tournaments of men and women and other activities.

We look forward to again teaming up and working with you!

Yours Faithfully,

A handwritten signature in black ink, appearing to read 'Kidao Wilfred'.

Kidao Wilfred
TFF General Secretary

Head of Finance Committee



We thank for the continued efforts to improve management, particularly in managing finance efficiently, our expenditures and revenues have followed department budget in a manner that has been in line with our budgetary planning. The approach has assisted us in providing finance resources which were allocated to the National Teams, both men and women, tournaments of men and women and running of competitive women and youth leagues.

I am reporting to you that we concluded the 2020 financial year with a deficit of TZS 355.8 million, decreasing our reserves to TZS1.23 billion due to effects of COVID-19. This affected financial position from both a financial and operational perspective.

As we look forward to constructing new Sports Technical Centres, we have engaged a Contractor for the works and advanced them a total of TZS 1.99 billion to start project mobilization and construction, which will be completion in 2021.

To strengthen gate collection at football matches, we designed and currently using our new robust e-Ticketing Data Management System, which is showing high level of control, and will be fully operational in the next Premier League Season.

As we look forward to the new Budget for 2022, it is expected our finances will improve and be positive following institution of recovery methods on the effects of COVID-19.

On behalf of the Finance Committee, I'm happy to share with you the Financial Statements for the year ended 2020.

Sincerely Yours,

A handwritten signature in black ink, appearing to be 'Athuman Nyamlani'.

Athuman Nyamlani
Chairman of the Finance Committee

**REPORT OF THE EXECUTIVE COMMITTEE FOR THE YEAR ENDED
31ST DECEMBER, 2020**

The Executive Committee presents its report together with audited consolidated financial statements, which disclose the state of affairs of Tanzania Football Federation for the year ended 31st December, 2020. Pages 11 to 31 contain the financial statements including explanatory notes.

1.0 COMPOSITION OF THE EXECUTIVE COMMITTEE

The persons who are all Tanzanians, who served in the Executive Committee up to the date of this report, others having served since 2013 were as shown below:-

S/N	Name	Position	Age	Qualifications/ Discipline	Date on Board
1.	Mr. Wallace Karia	President	57	PGDA, MBA Logistics	August, 2017 - Todate
2	Mr. Athuman Nyamlani	Vice President	53	Bachelor of Law LLB	August, 2017 - To date
3.	Mr. Steven Mnguto	Vice President	70	Form Four (IV)	August, 2017 - To date
4.	Mr Ahmed M. Mgoyi	Member	51	Form Four (IV)	August, 2017 - Todate
5.	Mr. Khalid Mohamed Abdallah	Member	60	Form Four (IV)	August, 2017 - Todate
6.	Mr. Vedastus Lufano	Member	56	Certificate in Education (Teachers Grade III)	August, 2017 - To date
7.	Mr. James P. Mhagama	Member	50	Form Four (IV)	October, 2013 - To date
8.	MS. Amina Karuma	Member	51	Bachelor of Human Resources Management	August, 2015 - To Date
9.	Mr. Saloum Chama	Member	58	Form Four (IV)	October, 2013 - To date
10.	Mr Said Soud	Member	61	Form Four	February, 2019 - To date
12.	Mr. Issa Bukuku	Member	47	Degree Local Government Management	August, 2017 - To date
13.	Mr. Keneth Pesambili	Member	42	Bachelor of Sociology	August, 2017 - To date
14.	Mr. Elias Mwanjala	Member	56	Bachelor of Law	August, 2017 - To date
15.	MS. Sarah Chao	Member	32	Bachelor of Science with Computer Science	August, 2017 - To date
16.	Mr. Osuri Kosuri	Member	32	Diploma in Secondary Education	February 2019-To Date
17.	Mr. Mohamed Aden	Member	44	Form Four (IV)	August, 2017 - To date
18.	Mr. Francis Ndulane	Member	50	Form Four (IV)	August, 2017 - To date
19.	Mr. Lameck Nyambaya	Member	40	Form Four (IV)	August, 2017 - To date
20.	Mr. Shani Chrisostom	Member	43	Bachelor of LLB, Master of Human Resources & Management	August, 2017 - To date
21	Mr. Kidao Wilfred	General Secretary	42	PGD in Procurement & Logistics Management	October, 2013 - To date



Wallace Karia
President



Athumani Nyamlani
1st Vice President



Steven Mnguto
2nd Vice President



Alhaji Ahmed Mgoyi
Member



Khalid Abdallah
Member



Vedastus Lufano
Member



Said Soud
Member



Saloum Chama
Member



James Mhagama
Member



Amina Karuma
Member



Elias Mwanjala
Member



Sarah Chao
Member



Shani Mligo
Member



Kenneth Pesambili
Member



Lameck Nyambaya
Member



Osuri Kosuri
Member



Issa Bukuku
Member



Francis Ndulane
Member



Mohamed Aden
Member



Kidao Wilfred
General Secretary

2.0 EXECUTIVE COMMITTEE'S STATEMENT ON CORPORATE GOVERNANCE FOR THE YEAR ENDED 31ST DECEMBER, 2020

The Federation's Executive Committee considers corporate governance as key to good performance of the Federation. In view of this, the Executive Committee continued to strengthen good governance systems by reviewing various policies in the areas of general management of the Federation.

EXECUTIVE COMMITTEE STRUCTURE

The Executive Committee is comprised of 21 members i.e. the president and vice president of TFF, chairman and vice chairman of the League Board, chairperson of Tanzania Women Football Association (TWFA), chairperson of the referees committee, chairperson of the medical committee and 13 members representing 13 TFF Zones.

The President of TFF heads the Executive Committee while the General Secretary is the ex-official member of Executive Committee (ex-com) working as Secretary to the Committee.

EXECUTIVE COMMITTEE MEETINGS

In the year 2020, the Executive Committee held six meetings, one in each quarter, and 4 extra ordinary meetings, to attend urgent matters such as review of the TFF Constitution, regulations and other policies for good governance.

3.0 STATEMENT OF THE EXECUTIVE COMMITTEE'S RESPONSIBILITY IN RESPECT OF THE FINANCIAL STATEMENTS

As required under the provisions of the TFF Constitution Article No.34 (1) (e), (g), (h) and Article No.40 (1) the Executive Committee is responsible for the preparation of financial statements that give a true and fair view of the state of affairs of the Federation as at the end of the financial year and of the surplus or deficit of the Federation for that year.

It has been confirmed by the Executive Committee that suitable accounting policies have been consistently used and applied, and that sound and prudent judgments and estimates have been made in the preparation of the financial statements for the year ended 31st December 2020. The Committee also endorses that applicable accounting standards, the International Financial Reporting Standards, have been complied with and that the financial statements have been prepared on a going concern basis.

The Committee is responsible for keeping proper books of account, which disclose with reasonable accuracy at any time the financial position of the Federation. They are also responsible for safeguarding the assets of the Federation and hence for taking reasonable steps for the prevention and detection of fraud, errors and other irregularities. The Committee is also responsible for the maintenance of an adequate system of internal controls.

4.0 TFF MEMBERS CATEGORIES

TFF has various member types in the Federation. The following categories are eligible for being direct members of the Federation and existed as at 31.12.2020:

- (a) Regional Associations subordinate to the TFF.
- (b) Football Affiliated Associations.
- (c) Premier League Clubs

The membership in TFF does not give one the right to any interest in the capital fund of the Federation.

5.0 BACKGROUND TO ESTABLISHMENT

The Football Association of Tanzania was established in 1964 under the auspices of the Dar es Salaam League, which was then the Tanganyika Football Association. Tanzania Football Federation (TFF), formally Football Association of Tanzania (FAT), domiciled in Ilala District in Dar es Salaam Region of Tanzania, is a non-governmental, non-profit organization registered in the United Republic of Tanzania under National Sports Council Act No.12 of Parliament in 1967 as amended by Act No.6 of 1971.

6.0 MAIN OBJECTIVES

According to the Tanzania Football Federation Constitution the Federation's major functions include, inter alia, the following: -

- (1) To develop, promote, control and regulate the spirit of federation in football in all its forms throughout Tanzania mainland.
- (2) To encourage fair play in sports at national levels.
- (3) To establish competitions in Federation Football in all its forms at national level by defining precisely the areas of authority relating to the various leagues of which it is composed.
- (4) To control and supervise all friendly football matches of all forms played throughout Tanzania mainland.
- (5) To manage the international sporting relations connected with the Federation football in all its forms.
- (6) To protect and develop the joint interests of all its members.

7.0 ACHIEVEMENTS

The Tanzania Football Federation made some achievements in 2020. The milestones achieved were as shown below: -

GRASSROOTS

- 1. Premier League.
The premier League competitions were run where 20 teams were involved, the league ended successfully although it was affected by COVID-19.
- 2. Conducted only one grassroots course for primary School teachers in Manyara (Manyara and Arusha) Involving 34 coaches (11 females and 23 Male) and 525 kids were involved in the process.

3. We carried out grassroots football tournament for U-6 to U-12 in Dar es salaam city for all Football Academies and football centers.
4. U15 and U17 national League.
A Tournament of U-15 and U-17 national League was conducted which involved all 35 football regions.
5. Primary schools and Secondary Schools competitions for all regions whereby boys and girls aged U-14 for Primary schools and U-19 for Secondary schools
6. U20 clubs league.
The league was of 20 teams from all premier league clubs played home and away.
7. Youth national teams participated in major tournament such as AFCON U17 and CECAFA U20 CHALLENGE CUP, and Tanzania U20 won CHALLENGE CUP.

WOMEN

8. Competition of 12 Women Premier League teams and 13 Women first division teams played in 2020
9. Women Senior National Team participated in CECAFA SENIOR WOMEN CHALLENGE CUP and were second winner, losing to Kenya who won the Cup

FUTSAL AND BEACH SOCCER

We had activities for Beach Soccer in 2020 such as:

1. Beach Soccer National league competition was done involving 16 teams.
2. Beach Soccer Copa Dar es salaam 2020 tournament which involved five nations (Tanzania, Burundi, Malawi, Seychelles and Uganda) was conducted and Tanzania beach Soccer team won the Cup

EDUCATION

1. In 2020 several local and international courses were conducted: 52 local coaching courses across the country; 1 local instructors' course; 2 CAF C Diploma course; 1 UEFA instructors course; 3 Youth football coaching courses; 1 sports medicines course; and one Regional technical managers course
2. Finalizing long term Technical Development Plan by putting in place a good systematic Development of all football Pillars. This was achieved 90%.

8.0 FUTURE PLANS

8.1 DEVELOPMENT PLAN (2019 - 2021)

TFF Development plans for the year 2019 to 2021 were as follows:

- (i) Construction of Kigamboni and Tanga Sports Technical Centres.
- (ii) Development of grassroots and youth football.
- (iii) Establishment and development of women football.
- (iv) Improving refereeing, coaching, administration and sports medicine capacity.
- (v) Capacity building of secretariat so as to continually improve services and competitively carry out day to day functions of the Federation.

9.0 STATEMENT OF SOLVENCY

The Current Assets of the Federation exceeded the Current Liabilities to the extent of TZS 2,438,027,522 as at 31st December 2020. Thus, the Working Capital was positive being TZS. 2,438,027,522 as at 31.12.2020. Positive working capital gives assurance to solvency.

The Executive Committee states that TFF was solvent as at 31st December, 2020.

10.0. EMPLOYEES WELFARE / GENDER BALANCE

As at 31st December, 2020, the Federation's total work force stood at 41 (Forty-one) out of which 30 were males and 11 were females (73% males and 27% females), respectively.

Regarding training during 2020, three employees are doing Degree courses. In addition, during the year we had Short terms training in football development, management, manpower planning and information management were carried out.

Working relationship between employees and Management during the year continued to healthy and promising for football.

11.0 HIV/AIDS POLICY

The Federation has a policy on AIDS. Amongst its provisions are clauses against discrimination of people living with HIV/AIDS. People living with HIV/AIDS can be recruited to fill vacancies that may fall due provided they are qualified. Staff are aware on HIV/AIDS in order to increase awareness.

12.0 RELATED PARTY TRANSACTIONS

The Federation holds/ allotted 35,000 ordinary shares of TZS. 10,000 par value each in Tanzania Soccer Academy. The authorized share capital of the Academy is TZS. 1. 0 billion, of which the Federation is allotted 35% which is worth TZS. 350.0 million. All business transactions are conducted at arm's length in line with the provisions of the TFF Constitution. No other related party transactions were entered into during the year. The project of Tanzania Soccer Academy did not take off as planned due to some unforeseen problems that arose.

In accordance with the International Financial Reporting Standards, emoluments for Executive Committee Members and key members of the management which are required to be disclosed were as follows:

PARTICULARS	31.12.2020	31.12.2019
	TZS	TZS
Emoluments for Executive Committee Members	319,890,234	210,719,407
Emoluments for Key Management Personnel	<u>560,800,000</u>	<u>402,600,000</u>
TOTAL	<u>880,690,234</u>	<u>613,319,407</u>

13.0 PERSONS WITH DISABILITIES

The Federation does not discriminate persons with disabilities. No employees handicapped by disabilities were on the staff list as at 31.12.2020.

14.0 ADMINISTRATIVE NOT EFFICIENCY


During the year the Federation had no borrowed finance and consequently no interest charges were accrued against the Federation. During the year, statutory payments such as PAYE, pension contributions and other statutory deductions were paid from staff salaries prepared and paid by TFF were subsequently paid to the relevant authorities. No loss of assets occurred during the year and TFF retained titles to all its properties. However, not all assets were covered by insurance.


The financial statements set out on pages 11 to 31 will be approved on 5th August, 2021 by the Executive Committee of the Federation and authority was granted for the same to be tabled before the General Assembly to be held on 7th August, 2021.

15.0 INDEPENDENT AUDITORS

M/S TAC Associates, Certified Public Accountants of 10 Malik Road, Upanga, P. O. Box 580, Dar es salaam were appointed to audit the Federation's financial statements for the year ended 31st December, 2020.

BY ORDER OF THE EXECUTIVE COMMITTEE


.....
PRESIDENT


.....
GENERAL SECRETARY

DATE 28 June 2021
.....

DECLARATION OF THE HEAD OF FINANCE


The National Board of Accountants and Auditors (NBAA) according to the power conferred under the Auditors and Accountants (Registration) Act. No. 33 of 1972, as amended by Act. No. 2 of 1995 requires financial statements to be accompanied with a declaration issued by the Head of Finance/Accounting responsible for the preparation of financial statements of the entity concerned.

It is the duty of a professional Accountant to assist the Executive Committee to discharge the responsibility of preparing financial statements showing true and fair view position and performance in accordance with applicable International Accounting Standards and statutory financial reporting requirements. Full legal responsibility for the preparation of financial statements rests with the Executive Committees under Executive Committee Responsibility Statement on an earlier page.

I, **Cornel Lubango Barnabas**, being the Head of Finance of Tanzania Football Federation (TFF) hereby acknowledge my responsibility of ensuring that the financial statements for the year ended 31stDecember, 2020 have been prepared in compliance with applicable accounting standards and statutory requirements.

I thus confirm that the financial statements give a true and fair view of Tanzania Football Federation (TFF) as on that date and that they have been prepared based on properly maintained financial records.

Signed:



Signed by:

Cornel Lubango Barnabas

Position:

Director of Finance and Administration

NBAA Membership No:

ACPA 1309

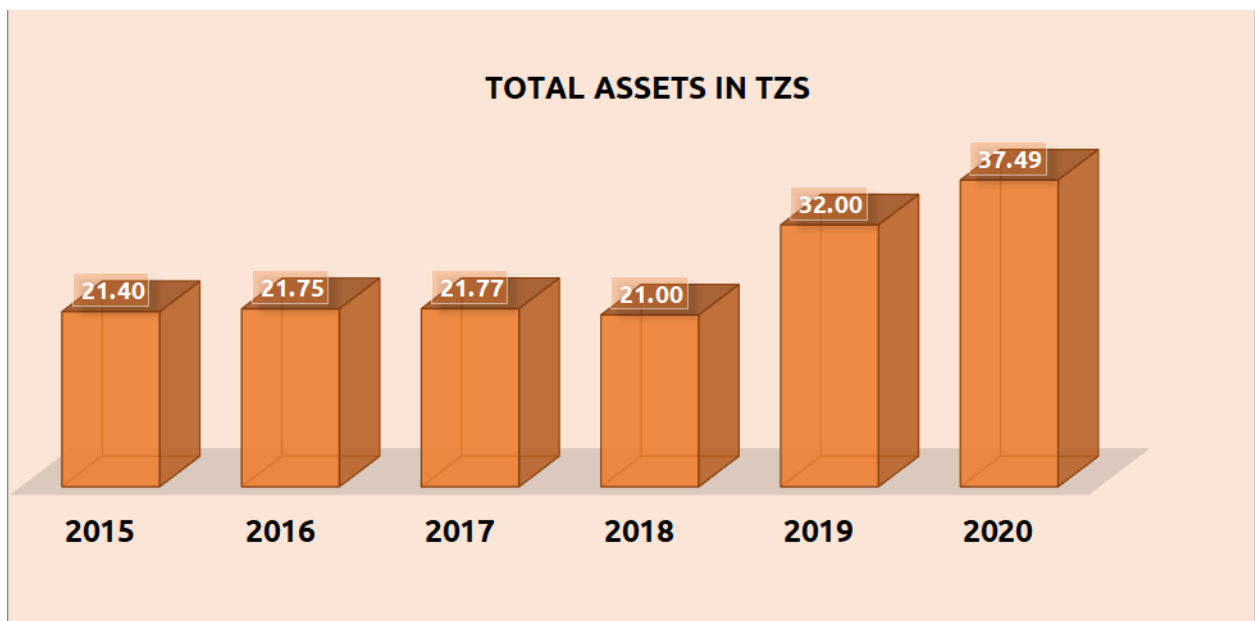


COMMENTARY TO FINANCIAL STATEMENTS

FINANCIAL POSITION

Tanzania Football Federation started Consturction of two Technical Sports Centres, one in Kigamboni, Dar es Salaam and the other in Mnyanjani, Tanga, which increased the Financial Position. Total amount advanced to Contractors is TZS 1,987,120,000 Therefore, the value of Total Assets were TZS 32 billion at 31 December 2019, while at 31st December 2020 the assets value was TZS 37.5 increase of TZS 5.5 billion from last year. Histogram No.1 shows TFF assets increase.

Graph No.1: Total Assets Histogram No.1: Total Assets



REVENUE AND EXPENSES

Revenue collection in the year 2020 amounted to TZS 19.74 billion, an increase of TZS 1.38 billion (which is 7.5%) as compared to last year largely contributed by FIFA Funds and CAF grants. In the year TFF utilized TZS 19.879 billion, increase of 1.44 billion as compared to last year (which is approx. 7.8%) of year 2019, while total annual expenses for year 2019 were TZS 18.4 billion as shown on Histogram No.2

Graph No.2: Income and Expenditure

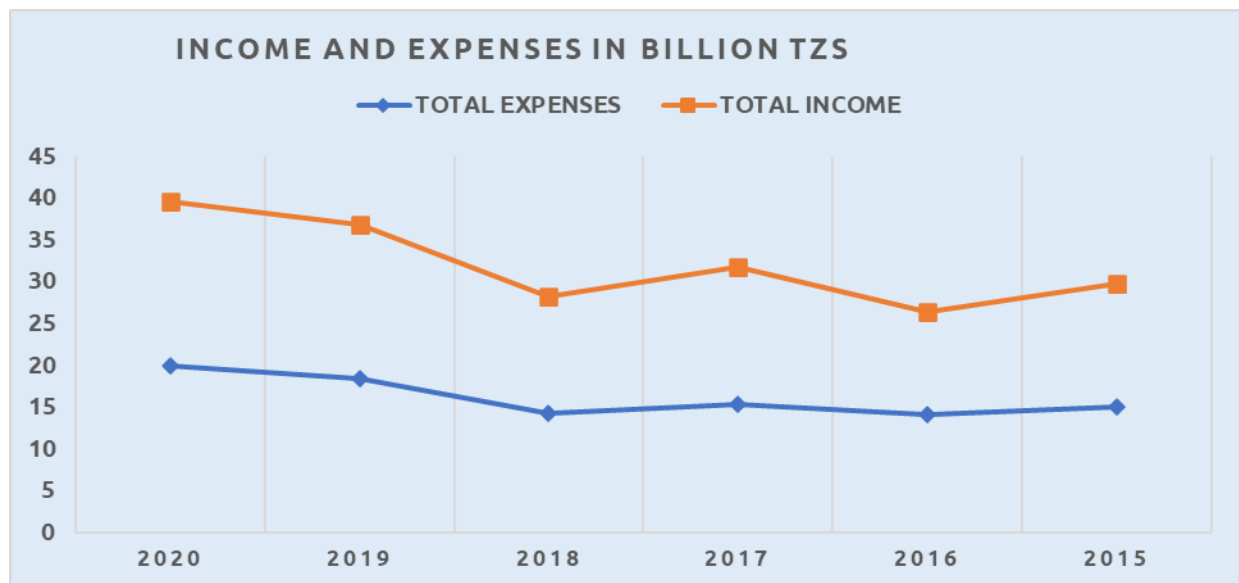


Table 1: Breakdown of Revenue

IN BILLION TZS	YEARS					
INCOME	2020	2019	2018	2017	2016	2015
Revenue From Gate Collections	0.89	1.3	1.52	0.87	0.68	1.06
Donations & Funds from Sponsors	18.35	16.64	12.12	8.45	8.05	12.9
Revenue from Clubs and Members	0.29	0.2	0.18	0.17	0.14	0.18
Sale of TV Rights		-	-	3.1	2.81	0.45
Other Sponsors		-	-	3.62	0.41	-
Amortization of Capital Grant	0.04	0.04	0.04	0.04	0.04	0.04
Other Income	0.17	0.18	0.11	0.11	0.1	0.14
TOTAL INCOME	19.73	18.36	13.97	16.37	12.24	14.75

Table 4: Breakdown of Income by Percentage

IN BILLION TZS	YEARS					
INCOME	2020	2019	2018	2017	2016	2015
Revenue From Gate Collections	4.51%	7.07%	10.89%	5.31%	5.53%	7.16%
Donations & Funds from Sponsors	93.00%	90.62%	86.75%	51.66%	65.83%	87.40%
Revenue from Clubs and Members	1.46%	1.10%	1.29%	1.03%	1.17%	1.21%
Sale of TV Rights	0.00%	0.00%	0.00%	18.97%	22.97%	3.05%
Other Sponsors	0.00%	0.00%	0.00%	22.15%	3.35%	0.00%
Amortization of Capital Grant	0.20%	0.21%	0.28%	0.24%	0.32%	0.26%
Other Income	0.84%	0.99%	0.80%	0.65%	0.82%	0.92%
TOTAL INCOME	100.00%	100.00%	100.00%	100.00%	100.00%	100.00%

Table 3: Breakdown of Expenses

**TANZANIA FOOTBALL FEDERATION (TFF)
AUDITED CONSOLIDATED FINANCIAL STATEMENTS FOR THE YEAR ENDED 31ST DECEMBER, 2020**

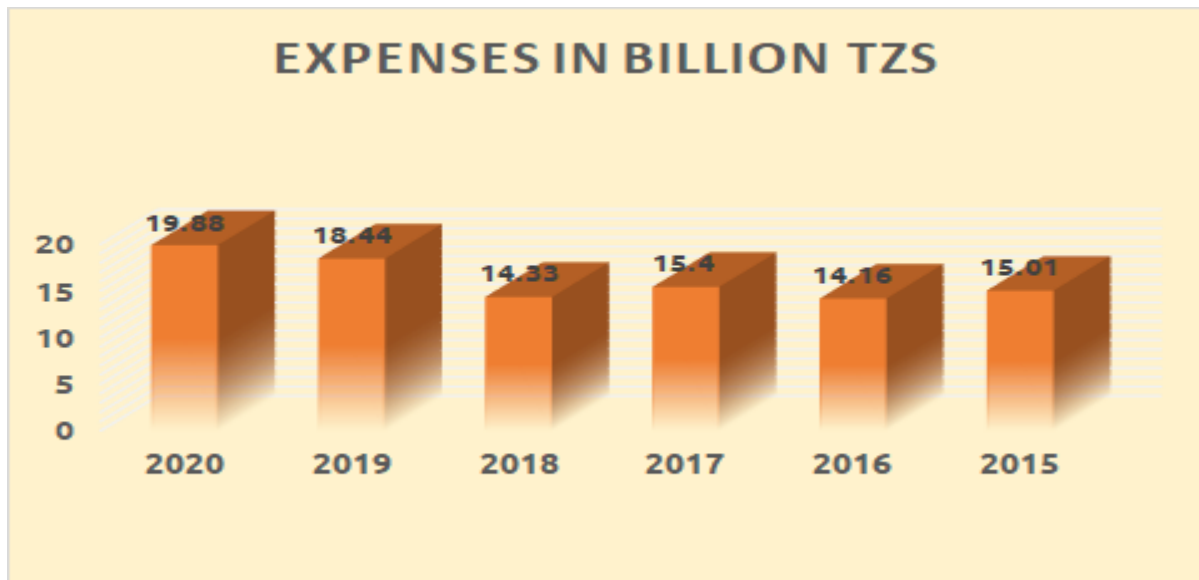
IN BILLION TZS	YEARS					
EXPENDITURE	2020	2019	2018	2017	2016	2015
National Teams Football Expenses	4.40	6.49	3.83	2.8	2.41	5.31
Premier League & Other Competitions	4.40	3.10	3.92	4.43	5.86	5.49
Tanzania Football Federation Royalty	0.83	0.19	-	-	-	-
Club KCB Supporting	0.30	0.15	-	-	-	-
Vodacom Sponsorship Share Expenses	1.89	0.47	-	-	-	-
Clubs TV Rights Share	3.48	3.42	3.25	2.83	-	-
Personnel and Administrative Expenses	2.16	2.87	2.07	3.55	4.25	1.91
General Assembly & Committee	2.12	1.31	0.73	0.74	0.49	0.55
Development and Related Expenses	1.18	0.05	0.24	0.71	0.39	1.06
Audit Fees	0.13	0.09	0.08	0.08	0.06	0.07
Financial Expenses	0.12	0.06	0.04	0.03	0.04	0.04
Depreciation Expenses	0.04	0.24	0.17	0.23	0.23	0.22
Royalty Expenses	0.29	-	-	-	0.42	0.36
TOTAL EXPENDITURE	19.88	18.44	14.33	15.4	14.15	15.01

Table 4: Breakdown of Expenses by Percentage

EXPENDITURE	YEARS					
	2020	2019	2018	2017	2016	2015
National Teams Football Running Expenses	22.15%	35.20%	26.76%	18.18%	17.01%	35.39%
Premier League & Other Competitions Football Running Expenses	22.13%	16.82%	27.35%	28.76%	41.40%	36.57%
Tanzania Football Federation Royalty	4.16%	1.05%	0.00%	0.00%	0.00%	0.00%
Club KCB Supporting	1.51%	0.81%	0.00%	0.00%	0.00%	0.00%
Vodacom Sponsorship Share Expenses	9.50%	2.56%	0.00%	0.00%	0.00%	0.00%
Clubs TV Rights Share	17.51%	18.52%	22.70%	18.38%	0.00%	0.00%
Personnel and Administrative Expenses	10.87%	15.58%	14.43%	23.06%	30.01%	12.72%
General Assembly & Committee Expenses	10.69%	7.10%	5.09%	4.82%	3.46%	3.66%
Development and Related Expenses	5.91%	0.25%	1.71%	4.60%	2.78%	7.03%
Audit Fees	0.64%	0.46%	0.52%	0.49%	0.43%	0.44%
Financial Expenses	0.60%	0.32%	0.26%	0.19%	0.28%	0.29%
Depreciation Expenses	0.18%	1.32%	1.17%	1.52%	1.64%	1.47%
Royalty Expenses	1.46%	0.00%	0.00%	0.00%	3.00%	2.43%
TOTAL EXPENDITURE	100.00%	100.00%	100.00%	100.00%	100.00%	100.00%

EXPENSES

Histogram 2: Expenses in years from 2015 to 2020



INDEPENDENT AUDITORS' REPORT TO THE MEMBERS OF THE GENERAL ASSEMBLY

The President,
Tanzania Football Federation,
P.O. Box 79043,
DAR ES SALAAM.

Report on the audit of financial statements for the financial year ended 31st December, 2020

Introduction

We have audited the financial statements of Tanzania Football Federation (TFF), which comprise the consolidated Statement of Financial Position as at 31st December, 2020, and the consolidated Statement of Profit or Loss and consolidated Other Comprehensive Income, Changes in Equity and consolidated Cash Flows for the year then ended, and notes to the financial statements, including a summary of significant accounting policies set out from page 11 to 31.

Unqualified Opinion

In our opinion, the accompanying consolidated financial statements of Tanzania Football Federation presents fairly, in all material respects, the financial position of the Tanzania Football Federation as at December 31st 2020 and its consolidated financial performance and its consolidated cash flows for the year then ended in accordance with International Financial Reporting Standards (IFRSs) and the statute of TFF under National Sports Council Act No.12 of Parliament of 1967 as amended by Act No. 6 of 1971.

Basis for Opinion

We conducted our audit in accordance with International Standards on Auditing (ISAs) as well as in accordance with International Standards of Supreme Audit Institutions (ISSAIs). Our responsibilities under those standards are further described in the Auditor's Responsibilities for the Audit of the Consolidated Financial Statements section of our report.

We are independent of the Tanzania Football Federation in accordance with the ethical requirements that are relevant to our audit of the Consolidated Financial Statements and we have fulfilled our other responsibilities in accordance with these requirements. We believe that the audit evidence we have obtained is sufficient and appropriate to provide a basis for our unqualified opinion.

Key Audit Matters (KAM)

Key audit matters are those matters that, in our professional judgment, were of most significance in our audit of the consolidated financial statements of the current period. There was no KAM to be reported by us.

Other Information Included in the 2020 Executive Committee's Annual Report

Other information consists of the information included in the Executive Committee's Report, which we obtained prior to date of this report, and the Annual Report, which is expected to be made available to us after that date, other than the consolidated financial statements and our auditor's report thereon. The Executive Committee members are responsible for the other information. The other information comprises of the Executive Committee's Report and the Declaration by the Head of Finance but does not include the financial statements and our auditor's report thereon.

Our opinion on the consolidated financial statements does not cover the other information and we do not express any form of assurance conclusion thereon.

In connection with our audit of the consolidated financial statements, our responsibility is to read the other information and, in doing so, consider whether the other information is materially inconsistent with the consolidated financial statements or our knowledge obtained in the audit, or otherwise appears to be materially misstated.

If, based on the work we have performed on the other information that there is a material misstatement of this other information, we are required to report that fact. As described below, we have concluded that no such a material misstatement of the other information exists.

Responsibilities of the Executive Committee for the Financial Statements

The **Executive Committee** is responsible for the preparation and fair presentation of the financial statements in accordance with International Financial Reporting Standards and the statute of TPLB and TFF under National Sports Council Act, No.12 of Parliament of 1967 as amended by Act No. 6 of 1971 and for such internal control as the directors determine is necessary to enable the preparation of financial statements that are free from material misstatement, whether due to fraud or error.

In preparing the financial statements, Executive Committee members are responsible for assessing the entity's ability to continue as a going concern, disclosing, as applicable, matters related to going concern and using the going concern basis of accounting unless Management either intends to liquidate the entity or to cease operations, or have no realistic alternative but to do so.

The Executive Committee members are responsible for overseeing the Federation's financial reporting process.

Auditor's Responsibilities for the Audit of the Financial Statements

Our objectives are to obtain reasonable assurance about whether the financial statements are free from material misstatement, whether due to fraud or error, and to issue an auditor's report that includes our opinion. Reasonable assurance is a high level of assurance but is not a guarantee that an audit conducted in accordance with ISAs will always detect a material misstatement when it exists. Misstatements can arise from fraud or error and are considered material if, individually or in the

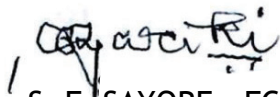
aggregate, they could reasonably be expected to influence the economic decisions of users taken based on these consolidated financial statements. As part of an audit in accordance with ISAs, we exercise professional judgement and maintain professional skepticism throughout the audit.

Report on Other Legal and Regulatory Requirements

In view of our responsibility on the procurement legislation and taking into consideration the procurement transactions and processes we reviewed as part of this audit, we state that Tanzania Football Federation (TFF) generally complied with the Public Procurement Act, 2011 and its related Regulations of 2013.

The Engagement Partner on the audit resulting in this independent auditor's report is CPA P.J.SHEE.

TAC ASSOCIATES (Certified Public Accountants)



S. F. SAYORE - FCPA
MANAGING PARTNER



P. J. SHEE - FCPA
ENGAGEMENT PARTNER

DAR ES SALAAM


DATE: 5 August 2021




**CONSOLIDATED STATEMENT OF FINANCIAL POSITION AS AT
31ST DECEMBER, 2020**

ASSETS EMPLOYED:	NOTE	31.12.2020 TZS.	31.12.2019 TZS.
Non Current Assets			
Property, Plant and Equipment	3	27,201,874,258	27,260,111,795
Intangible Assets	3A	<u>11,073,845</u>	<u>26,366,006</u>
TOTAL NON CURRENT ASSETS		27,212,948,103	27,286,477,801
Current Assets			
Sports Gears Inventories		84,875,300	31,010,954
Advance to Contractors and Consultants	4	2,132,520,000	
Trade Receivables and Prepayments	5	7,823,319,780	4,650,293,782
Cash and Cash Equivalents	6	<u>233,487,307</u>	<u>30,504,351</u>
Total Current Assets		<u>10,274,202,387</u>	<u>4,711,809,087</u>
TOTAL ASSETS		<u>37,487,150,490</u>	<u>31,998,286,888</u>
EQUITY AND LIABILITIES			
Equity			
Capital Grant	7	207,080,700	245,772,320
FIFA Projects at Kigamboni and Tanga	8	2,310,000,000	
Revaluation Reserve	9	25,686,754,286	25,686,754,286
Accumulated Surplus/Deficit)	10	<u>1,447,140,639</u>	<u>1,590,845,230</u>
		29,650,975,625	27,523,371,836
Current Liabilities			
Deferred Income	11	586,939,622	469,514,644
Payables and Accrued Charges	12	<u>7,249,235,243</u>	<u>4,005,400,408</u>
Total Current Liabilities		<u>7,836,174,865</u>	<u>4,474,915,052</u>
TOTAL EQUITY AND LIABILITIES		<u>37,487,150,490</u>	<u>31,998,286,888</u>

NOTES 1 TO 32 FORM PART OF THESE FINANCIAL STATEMENTS
AUDITORS' REPORT ON PAGE 8 TO 10.


.....
PRESIDENT


.....
EXECUTIVE COMMITTEE MEMBER



.....
GENERAL SECRETARY

DATE..... 28 June 2021

CONSOLIDATED STATEMENT OF PROFIT OR LOSS AND OTHER COMPREHENSIVE INCOME FOR THE YEAR ENDED 31ST DECEMBER, 2020

	NOTE	2 0 20	2 0 19
		TZS	TZS
INCOME			
Revenue From Gate Collections	13	889,275,548	1,298,705,502
Donations & Funds from Sponsors	14	18,353,453,960	16,642,462,686
Revenue from Clubs and Members	15	288,350,000	202,483,980
Amortization of Capital Grant	7A	38,691,620	38,691,620
Other Income	16	<u>165,862,113</u>	<u>182,177,343</u>
TOTAL INCOME		19,735,633,241	18,364,521,131
LESS: EXPENDITURE			
National Teams Football Running Expenses	17	2,946,721,821	6,490,165,469
Premier League & Other Competitions			
Football Running Expenses	18	4,403,718,853	3,101,606,373
Tanzania Football Federation Royalty		827,885,800	194,116,733
Club KCB Supporting		300,000,000	150,000,000
Vodacom Sponsorship Share Expenses		1,888,000,000	472,000,000
Clubs TV Rights Share		3,480,036,173	3,415,104,000
Staff Salaries and Other Benefits	19	2,160,666,218	1,715,433,939
Personnel and Administrative Expenses	20	2,124,444,053	1,156,812,088
General Assembly & Committee Expenses	21	1,175,603,145	1,309,408,279
Development and Related Expenses	22	126,855,726	46,235,361
Audit Fees	23	118,600,000	85,000,000
Financial Expenses	24	36,387,669	59,046,231
Depreciation Expenses	25	<u>290,419,395</u>	<u>243,600,386</u>
TOTAL EXPENDITURE		<u>19,879,337,832</u>	<u>18,438,528,859</u>
(Deficit) for the year	10	<u>(143,704,591)</u>	<u>(74,007,728)</u>

NOTES 1 TO 32 FORM PART OF THESE FINANCIAL STATEMENTS. AUDITORS' REPORT ON PAGE 8 TO 10.


.....
PRESIDENT


.....
EXECUTIVE COMMITTEE MEMBER


.....
GENERAL SECRETARY

DATE..... 28 June 2021

**CONSOLIDATED STATEMENT OF CASH FLOWS FOR THE YEAR
ENDED 31ST DECEMBER, 2020**

CASH FLOWS FROM OPERATING ACTIVITIES	2 0 20 TZS	2 0 19 TZS
PARTICULARS		
Surplus/(Deficit) for the Year	(143,704,591)	(74,007,728)
Adjustment for Items Not Involving Movement of Cash		
Prior year Adjustment	(950,062)	(841,020,435)
Amortization of Capital Grants	(38,691,620)	(38,691,620)
Depreciation and Amortizations	<u>290,419,395</u>	<u>244,877,431</u>
Operating Surplus/(Deficit) Before Working Capital Changes	107,073,122	(708,842,352)
CHANGES IN WORKING CAPITAL ITEMS: -		
(Increase) / Decrease in Inventories	(53,864,346)	48,142,844
Increase/ (Decrease) in Trade Receivables & Prepayments	(3,173,025,998)	(265,953,108)
(Increase)/ Decrease in Deferred Income	117,424,978	(176,888,091)
Increase / (Decrease) in Trade Payables and Accruals	<u>3,243,834,835</u>	<u>1,170,547,368</u>
Net Changes in Working Capital Items	<u>16,944,491</u>	<u>774,831,302</u>
Net Cash Flows From Operating Activities (A)	<u>124,017,612</u>	<u>65,988,950</u>
CASH FLOWS/(USED IN) INVEST. ACTIVITIES		
Technical Sports Capital Grants Applied	(2,132,560,000)	0
Acquisition of Fixed Assets	(215,899,633)	<u>(81,258,966)</u>
Net Cash Flows From/ (Used In) Investing Activities (B)	<u>(2,348,459,633)</u>	<u>(81,258,966)</u>
CASH FLOWS/(USED IN) FINANCING ACTIVITIES.		
Deferred Income Received	117,424,978	0
FIFA Grants for Construction of Technical Centers	2,310,000,000	0
Proceeds from sale of Motor Vehicles	<u>0</u>	<u>23,787,500</u>
Net Cash Flows From Financing Activities (C)	<u>2,427,424,978</u>	<u>23,787,500</u>
NET INCREASE/(DECREASE IN CASH FLOWS DURING THE YEAR (A+B+C)	<u>202,982,956</u>	<u>8,517,195</u>
CASH AND CASH EQUIVALENT AS AT 01.01.2020	<u>30,504,351</u>	<u>21,987,156</u>
CASH AND CASH EQUIVALENT AS AT 31.12.2020	<u>233,487,307</u>	<u>30,504,351</u>

NOTES 1 TO 32 FORM PART OF THESE FINANCIAL STATEMENTS
AUDITORS' REPORT ON PAGE 8 TO 10.

.....
PRESIDENT


.....
EXECUTIVE COMMITTEE
MEMBER

.....
GENERAL SECRETARY

CONSOLIDATED STATEMENT OF CHANGES IN EQUITY FOR THE YEAR ENDED
 31ST DECEMBER, 2020

PARTICULARS	CAPITAL GRANTS TZS.	REVALUATION RESERVE TZS.	ACCUMULATED SURPLUS/ (DEFICIT) TZS.	TOTAL TZS.
Balance as at 1 st January, 2020	245,772,320	25,686,754,286	1,590,845,230	27,523,373,836
Balance as at 1 st January, 2020 - TPLB		0	0	
Amortization during the Year	(38,691,620)	0	0	(38,691,620)
Prior year Adjustments	0	0		
Surplus/(Deficit) for the Year	0	0	0	0
Surplus/(Deficit) for the Year - TPLB	<u>0</u>	<u>0</u>	(143,705,591)	(143,705,591)
Balance As At 31 st December, 2020	<u>207,080,700</u>	<u>25,686,754,286</u>	<u>1,447,139,639</u>	<u>29,650,975,625</u>
Balance As At 31 st December, 2018	284,463,940	16,464,382,269	1,590,845,230	27,523,371,836

NOTES 1 TO 33 FORM PART OF THESE FINANCIAL STATEMENTS
 AUDITORS' REPORT ON PAGE 8 TO 10.



 PRESIDENT



 EXECUTIVE COMMITTEE MEMBER



 GENERAL SECRETARY

DATE..... 28 June 2021

**NOTES TO THE FINANCIAL STATEMENTS FOR THE YEAR ENDED
31ST DECEMBER, 2020**

NOTE: 1.0 GENERAL INFORMATION AND STATEMENT OF COMPLIANCE

1.1 Background

The Football Association of Tanzania was formed in 1964 under the auspices of the Dar es Salaam League, which was then the Tanganyika Football Association. Tanzania Football Federation (TFF), domiciled in Ilala District in Dar es Salaam Region of Tanzania, is a non-governmental, non-profit organization registered in the United Republic of Tanzania under National Sports Council Act No.12 of Parliament in 1967 as amended by Act No.6 of 1971

According to the Tanzania Football Federation Constitution the Federation's major functions include, inter alia, the following:-

- (a) To develop, promote control and regulate the spirit of Federation in football in all its forms throughout Tanzania mainland.
- (b) To encourage sport at national level in the spirit of fair play.
- (c) To organize competitions in football in all forms at national level by defining precisely the areas of authority relating to the various leagues of which it is composed.
- (d) To control and supervise all friendly football matches of all forms played throughout Tanzania mainland.
- (e) To manage the international sporting relations connected with the Federation Football in all its forms.
- (f) To protect and develop the joint interests of all its members.

1.2 Statement of Compliance

The Consolidated Financial Statements are prepared in accordance with the requirements of International Financial Reporting Standards (IFRS) and the statutes of the Federation.

The Consolidated Financial Statements are reported in Tanzania Shillings (TZS) which is both the functional and reporting currency for the Federation.

NOTE: 2.0 SUMMARY OF SIGNIFICANT ACCOUNTING POLICIES

2.1 Basis of Financial Statements Preparation

These Consolidated Financial Statements are prepared in accordance with, and comply with International Financial Reporting Standards (IFRS). The financial statements have been prepared under the historical cost convention, unless otherwise indicated in this summary of

significant accounting policies. The accounting policies have consistently been applied to all periods presented in these financial statements.

The preparation of consolidated financial statements in conformity with IFRS requires the use of estimates and assumptions that affect the values of assets and liabilities and disclosure of contingent liabilities at the date of financial statements and reported amounts of revenue and expenses during the reporting period.

The areas involving a higher degree of judgment or complexity and where assumptions and estimates are significant to the financial statements are separately disclosed in the Notes.

Some Tanzania Financial Reporting Standards (TFAS) have no equivalent IFRS, therefore, continue to be effective for Tanzanian reporting entities. The Federation has applied TFAS 12 - on 'Directors Reports' as it applies to the Federation's circumstances.

2.2 Property, Plant and Equipment

All Property, Plant and Equipment are initially recorded at cost at the time they are acquired or at revalued amount/ fair value as deemed cost, and thereafter stated at cost less accumulated depreciation and accumulated impairment.

Depreciation is calculated on straight-line basis to write off the cost of fixed assets to their residual values over their expected useful lives. The annual rates of depreciation which have been consistently applied are:

Classification of Asset	Annual Rate (%)
Buildings	4%
Furniture and Fittings	12.5%
Machinery and Equipment	12.5%
Computers and Peripherals and Accounting Software	33.3%
Football Ground/Pitch	5%
Motor Vehicles	25%
Stadium Fittings	12.5%

The assets' residual values, useful lives and methods, are reviewed and adjusted where appropriate, at each financial year-end. When each major inspection is performed, its cost is recognized in the carrying amount of property and equipment as a replacement if recognition criteria are satisfied.

The carrying values of property, plant and equipment are reviewed for impairment when events or changes in circumstances indicate that the carrying value may not be recoverable.

Plant and equipment acquired during the year are depreciated proportionately basing on the period of their use. Similarly, depreciation on disposed off asset is proportionately charged basing on the period of

use in the year of disposal. An item of property and equipment is de-recognized upon disposal or when no future economic benefit is expected from its use or disposal. Any gain or loss arising on de-recognition of the asset (calculated as the difference between the net disposal proceeds and the carrying amount of the asset) is included in the Income Statement in the year the asset is de-recognized.

2.3 Impairment of Assets

The carrying amount of TFF's Property, Plant and Equipment, intangible assets, loans and investments are reviewed at each balance sheet date to determine whether there is any indication of impairment losses. If there is any indication of impairment, the assets recoverable amount being the greater of its net selling price and its value in use, is estimated. Any impairment loss resulting from the difference between the carrying amount of an asset or its cash-generating unit which is greater than its recoverable amount is charged to the income statement in the expense category consistent with the function of the impaired asset.

During the assessment at each reporting date if there is any indication that previously recognized impairment losses may no longer exist or may have decreased, a previously recognized impairment loss is reversed and depreciation charge adjusted in future periods to allocate the asset's revised carrying amount, less any residual value, on a systematic basis over its remaining useful life.

2.4 Revenue Recognition

The Federation's income is classified based on its nature and accounted for on accrual basis.

Player's Registration and Clubs Participation Fees (Income)

Player's registration and clubs participation fees arise from competition participation and sale of player's registration and transfer cards. Sales are made on cash and on credit basis. Player's registration and participation fees receivable by any club are calculated by applying the approved rate or formula applicable at the particular period.

Players' registration and clubs participation fees receivable are measured at carrying amounts less impairment losses. Player's registration and clubs participation fees receivable are tested for impairment annually to determine their recoverable values.

An allowance of impairment of Players' registration and clubs participation fees receivable is established when there is objective evidence that the Federation will not be able to collect all amounts due according to the original terms of payment.

Broadcasting Rights and Publicity

Broadcasting rights and publicity are recognized as earned income when there is a reasonable assurance that these will be received and the

Federation will comply with the application terms and conditions. Revenue from broadcasting rights and publicity are reported net of agency commissions and are matched on a systematic basis with related costs which these are intended to compensate, and are recognized in the comprehensive income statement as here under:

- Receipts for a specific phase of a competition-the accounting period in which the activity occurs.
- Receipts for activities which cover more than one accounting period-on a pro-rata basis.

Interest income is recognized as it accrues (taking to account the effective yield of the assets) unless the collectability is in doubt.

Revenue Grants

Revenue Grants are recognized where there is reasonable assurance that the grants will be received and all attaching conditions complied with the grant. When the grant relates to an expense item, the same is recognized as income for the period necessary to match the grant on a systematic basis to the cost that it is intended to compensate.

Where the grant relates to an asset, the fair value is credited to a deferred income account (Capital Grant) and is released to the income statement over the expected useful life of the relevant asset by equal annual installments equivalent to the depreciation rate of the asset.

2.5 Capital Grant

Capital grants comprise of funds received by the Federation to finance acquisition of capital items as well as grants received in form of fixed assets. The Capital Grant in respect of fixed assets is amortized/released to the income statement over the expected useful life of the assets.

2.6 Inventories

Inventories are stated at the lower of cost and net realizable value. Cost comprises direct material and, where applicable, direct labour costs and those overheads that have been incurred in bringing the inventories to their present location and condition. Cost is determined using the First in First Out (FIFO) method. Net realizable value is the estimated selling price in the ordinary course of business less estimated cost to make the sale.

2.7 Trade and other Receivables

Trade and other receivables are recognized and carried at their original invoice amounts less allowance for any uncollectible amounts. They are non-derivative financial assets with fixed or determinable payments that are not quoted in an active market. They arise when the Federation provides money sale of rights or services directly to a debtor with no

intention of trading the receivable. Appropriate allowance for estimated irrecoverable amounts are recognized in the statement of changes in net assets available for benefits when there is objective evidence that the Federation will not be able to collect all the amounts due according to the original terms of the receivables. Bad debts are written off when specifically identified.

2.8 Cash and Cash Equivalents

Cash and cash equivalents in the balance sheet comprise of cash at banks, cash in hand as well as short term deposits with an original maturity of three months or less. For the purpose of the cash flow statement, cash and cash equivalents consist of cash and cash equivalent as defined above.

2.9 Provisions

Provisions are recognized when the Federation has a present obligation (legal or constructive) as a result of a past event and is probable that an outflow of resources embodying economic benefits will be required to settle the obligation and a reliable estimate of the amount can be made.

Where the Federation expects some or all of a provision to be reimbursed, for example under an insurance contract, the reimbursement is recognized as a separate asset but only when the reimbursement is virtually certain. The expense relating to any provision is presented in the income statement net of any reimbursement.

2.10 Employee Benefits

Pension plan for the Federation's employees is a defined contribution pension obligation in which the Federation pays a fixed contribution to a publicly administered pension fund, the National Social Security Fund (NSSF). The regular monthly contributions are charged to income statement in the year in which they are due.

Provision for survivors' benefit and retirement travel benefit in respect of a deceased/ retiring staff are recognized to income statement when they fall due.

2.11 Loans and Advances

All loans and advances are given to employees of the Federation and are recognized when cash is advanced to the staff. A provision for loan impairment is established when there is objective evidence that the Federation will not be able to collect all amounts due according to the contractual terms of the loan. However, all staff loans are recoverable from their salaries and in case of untimely resignation, dismissal or death, recovery is made from respective terminal benefits.

2.12 Foreign Currency Transactions

Transactions designated in foreign currencies are translated into Tanzania shillings at the exchange rate ruling at the transaction date. Monetary assets and liabilities denominated in foreign currencies are translated into Tanzania shillings at the rates of exchange ruling at the balance sheet date. Differences in exchange rates arising as a result thereof are transferred to income statement.

2.13 Capital Work in Progress

Costs related to purchase and construction of fixed assets is initially recorded as work in progress. When the assets is completed and is ready for the intended use, it is reclassified as a fixed asset.



NOTE 3.0 PROPERTY, PLANT AND EQUIPMENTS

DESCRIPTION	LAND	GROUND/ PITCH INFRAST -RACTURE	FENCE AND WALLS	TECHNICAL CENTRE BUILDING	OFFICE & STORES BUILDINGS	MOTOR VEHICLES	COMPUTERS AND PEREPIRALS	OFFICE MACHINES & EQUIPMENTS	FURNITURE AND FITTINGS	TOTAL
	TZS.	TZS.	TZS.	TZS.	TZS.	TZS.	TZS.	TZS.	TZS.	TZS.
Cost at 01.01.2020	23,355,000,000	2,150,000,000	220,000,000	920,000,000	445,000,000	135,000,000	36,365,000	122,993,882	58,595,084	27,442,953,966
Additions										
Adjustments										
TPLB Cost						17,500,000	36,407,800	19,874,260	30,753,900	104,535,960
Additions TFF			0	0	0	115,336,617	63,600,000	15,429,016	10,084,000	204,449,633
Additions TPLB							11,450,000	0	0	11,450,000
Cost at 31.12.2020	23,355,000,000	2,150,000,000	220,000,000	920,000,000	445,000,000	250,336,617	99,965,000	138,422,898	68,679,084	27,647,403,599
Cost at 31.12.2020 TFF & TPLB	23,355,000,000	2,150,000,000	220,000,000	920,000,000	445,000,000	267,836,617	147,822,800	158,297,158	99,432,984	27,763,389,559
Depreciation as at 01.1.2020 TFF	0	107,500,000	8,800,000	36,800,000	17,800,000	20,000,000	9,282,404	9,758,750	7,300,789	217,241,943
Depreciation as at 01.1.2020 TPLB	0	0	0	0	0	4,135,274	26,049,254	15,138,024	24,813,639	70,136,191
0.01.2020 Accumulated TFF & TPLB		107,500,000	8,800,000	36,800,000	17,800,000	24,135,274	35,331,658	24,896,771	32,114,428	287,378,131
Charge for the year TPLB	0	0	0	0	0	4,375,000	7,070,104	1,440,104	511,808	13,397,316
Charge for the year TFF	0	107,500,000	8,800,000	36,800,000	17,800,000	43,361,385	21,919,530	16,499,261	8,059,678	260,739,854
Accumulated Depr. 31.12.2020 - TFF	0	215,000,000	17,600,000	73,600,000	35,600,000	63,361,385	31,201,931	26,258,011	15,360,467	477,981,797
Accumulated Depr. 31.12.2020 - TPLB	0	0	0	0	0	8,510,274	33,119,658	16,578,128	25,325,447	83,533,507
Accumulated Depr. 31.12.2020 TFF & TPLB	0	215,000,000	17,600,000	73,600,000	35,600,000	71,871,659	64,321,589	42,836,139	40,685,914	561,515,301
TFF Total Carrying Value at 31.12.2020	23,355,000,000	1,935,000,000	202,400,000	846,400,000	409,400,000	186,975,232	68,763,066	112,164,887	53,318,617	27,169,421,802
Grand Total Carrying Value at 31.12.2020	23,355,000,000	1,935,000,000	202,400,000	846,400,000	409,400,000	195,964,958	83,501,211	115,461,019	58,747,070	27,201,874,258
Grand Total Carrying Value at 31.12.2019	23,355,000,000	1,935,000,000	202,400,000	846,400,000	409,400,000	205,964,958	101,501,211	135,698,019	68,747,576	27,260,111,795

NOTE: 3A INTANGIBLE ASSETS

Intangible assets represent the value of software accounting packages (Quick Books Tally and TPLB NAVISSION)

Description	31.12.2020	31.12.2019
COST/VALUATION	TZS.	TZS.
As at 1 st January - TFF	42,17,000	42,175,000
Accumulated Amortization as at 1 st January	15,808,994	2,251,982
Valuation Adjustment	(990,062)	
Add: Charge for the year	<u>16,282,225</u>	<u>13,268,976</u>
Accumulated Amortization as at 31 st December	<u>31,101,155</u>	<u>15,808,994</u>
CARRYING VALUE AS AT 31 st December	<u>11,073,845</u>	<u>26,366,006</u>

NOTE 4.0 ADVANCE TO CONTRACTORS AND CONSULTANT TZS 2,132,520,000

Capital Grant advanced to M/s Group Six International Co. Ltd, the Contractor for construction of Technical Centres at Kisarawe II Kigamboni and Mnyanjani, Tanga. The Contractor is advanced TZS 993,560,000 for Kigamboni Technical Sports Centre and TZS 993,560,000 for Tanga and TZS. 145,400,000 to Nimeta Consultancy (T) Ltd

NOTE: 5.0 TRADE RECEIVABLES AND PREPAYMENTS

Description		
Trade Receivables and Prepayments	3,506,147,110	3,506,147,110
Sundry Receivables and Prepayment	2,961,146,000	249,263,212
Staff Imprest,	502,888,350	243,959,868
Staff Loans and Advances	157,275,896	93,551,308
Members and Other Receivables	479,549,270	463,765,239
Due from Clubs	503,366,595	568,125,013
Due from Vodacom	38,770,716	206,038,888
Prepaid NHIF	627,000	25,836,704
Sundry Receivable and prepayments	98,414,578	0
Advance to Suppliers	333,590,579	0
Creditors with Debit Balances	340,524,592	398,358,315
Match Returns TPLB	<u>11,089,389</u>	<u>11,089,389</u>
Sub Total	8,939,159,044	5,766,135,046
Less: Provision for Impairment Loss	<u>1,115,841,264</u>	<u>1,115,841,264</u>
TOTAL	<u>7,823,319,780</u>	<u>4,650,293,782</u>

NOTE: 6.0 CASH AND CASH EQUIVALENTS

Description	31.12.2020 TZS.	31.12.2019 TZS.
Petty Cash Balance	15,900	17,700
NBC Bank Samora Collection A/C No. 3566	1,336,678	6,475,519
NBC Bank -FAP USD A/C No.4770	4,161,013	1,380,342
CRDB Bank Holl. H'se TZS. A/C 6600	300,595	647,292
CRDB Bank Holl. H'se A/C 6700	142,375	491,747
CRDB Bank USD A/C NO.6600	1,703,890	215,214
Kenya Commercial Bank TZS.	210,639	1,303,216
Kenya Commercial Bank USD	0	306,843
Kenya Commercial Bank TPLB	209,174,360	8,318,223
CRDB Bank Holl. H'se A/C - TPLB	16,429,463	10,715,110
M-Pesa	12,394	633,145
TOTAL	<u>233,487,307</u>	<u>30,504,351</u>

NOTE: 7.0 CAPITAL GRANTS

Description		
FIFA Goal Project + Note 6A	654,352,810	654,352,810
FIFA - Karume Football Pitch Boundary Wall	78,474,817	78,474,817
FIFA - Tractor Grant	12,221,750	12,221,750
	<u>745,049,377</u>	<u>745,049,377</u>
Less: Previous years Amortization	499,277,057	460,585,437
Amortization for the year	38,691,620	38,691,620
	<u>537,968,677</u>	<u>499,277,057</u>
TOTAL	<u>207,080,700</u>	<u>245,772,320</u>

NOTE: 6A CAPITAL FUND TZS. 20,103,976

Capital Funds mentioned above represents capital assets received and physical cash received by TPLB from TFF under conditions to acquire capital goods.

NOTE: 8.0 FIFA GRANTS (KIGAMBONI & TANGA PROJECTS TZS.2,310,000,000

During the year 2020 FIFA signed a contract of disbursing USD 2,310,000,000 to TFF for construction of Technical Centre at Kigamboni in Dar es Salaam and Mikanjini Tanga

NOTE:9.0 REVALUATION RESERVE TZS 25,686,754,286

The Federation revalued its property, plant and equipment on 31stDecember, 2012 which resulted into a revaluation reserve of TZS 25,686,754,286. The reserve is not available for distribution.

NOTE:10.0 ACCUMMULATED SURPLUSES

Description	31.12.2020 TZS.	31.12.2019 TZS.
Balance Brought Forward (1 st January)	1,590,845,230	768,570,492
Un booked Previous year liabilities	0	1,615,106,237
Prior year Adjustments	0	(718,823,771)
Add: Surplus/(Deficit) for the year	(143,705,591)	(74,007,728)
Balance C/F as at (31st December)	<u>1,447,139,639</u>	<u>1,590,845,230</u>

NOTE: 11.0 DEFERRED INCOME TZS. 586,939,622

Deferred income of TZS. 586,939,622 represents the funds received in advance from Vodacom for the second and third quarters as per sponsorship agreement for the period ended in January, 2021. The accounting period is ending on 31st December, 2020 hence funds received for the subsequent year of income ending 31stDecember, 2020 has to be apportioned and deferred for the subsequent accounting period.

NOTE: 12.0 PAYABLES AND ACCRUED CHARGES

	31.12.2020 TZS.	31.12.2019 TZS.
Trade Payables - Local	3,936,997,068	1,464,777,370
Match Officials Payables	487,597,486	824,768,000
SACCOS Payable	210,000	210,000
TRA PAYE Payable	1,040,447,369	82,082,159
NSSF Payable	224,923,969	90,697,816
PPF Payable	0	2,040,000
SDL Payable	50,939,754	74,957,277
Workers Compensation Fund	28,920,910	16,597,685
Staff Leave Payable	0	11,153,700
Unclaimed Staff Salaries	220,623,424	93,535,363
Staff with Credit Balances in their Account	0	2,709,395
Due to Clubs	230,057,658	165,084,505
Higher Education Students Loans Board Pa	4,519,125	0
VAT Payable	847,274,523	979,749,472

TANZANIA FOOTBALL FEDERATION (TFF)
AUDITED CONSOLIDATED FINANCIAL STATEMENTS FOR THE YEAR ENDED 31ST DECEMBER, 2020

Staff Restructuring Payables	30,896,914	53,410,623
Match Returns	22,179,585	22,179,585
Audit Fees Payable to TAC Associates	115,847,458	105,847,458
Accrued Charges	<u>7,800,000</u>	<u>15,600,000</u>
TOTAL	<u>7,249,235,243</u>	<u>4,005,400,408</u>

NOTE: 13 REVENUE FROM GATE COLLECTIONS

	2020 TZS.	2019 TZS.
International Matches	22,159,202	369,512,999
Other Match Income	104,098,556	1,898,913
First and Second Division League	7,239,330	12,601,163
Ngao ya Hisani	51,173,012	27,223,920
Afcon Sale of Tickets	0	8,204,585
Azam Federation Cup	0	48,251,762
Return on Cost of Tickets	3,170,953	18,227,597
Regional Champions League	365,537	4,694,766
Tanzania Women's League	265,956	836,781
5% Premier League Income	683,327,300	807,253,016
Youth Team Serengeti Boys	17,475,702	0
TOTAL	<u>889,275,548</u>	<u>1,298,705,502</u>

NOTE: 14 DONATIONS INCOME

FIFA (FAP Funds)	4,612,500,000	4,948,844,220
CAF Assistance	1,182,079,421	1,865,956,014
CECAFA Funds	890,416,000	0
Other Local Donations	5,500,000	104,000,000
National Team Income (Note 14A)	710,000,000	7,208,985,454
Sponsorship Income (Note 14B)	<u>10,952,958,539</u>	<u>2,514,676,998</u>
TOTAL	<u>18,353,453,960</u>	<u>16,642,462,686</u>

NOTE: 14A SPONSORSHIP INCOME

Description		
National Team Taifa Stars	710,000,000	6,758,985,454
National Team Serengeti Boys	0	450,000,000
TOTAL	<u>710,000,000</u>	<u>7,208,985,454</u>

NOTE:14B SPONSORSHIP INCOME
TV Marketing Rights

The Federation has entered an agreement with Azam Media - PAY TV Ltd to have broadcasting rights for Premier League, women Premier League and Youth League

Description		
Azam Pay TV Ltd (FA Cup)	1,268,000,000	1,230,000,000
Women National Teams Sponsorships		150,600,000
Azam Sports Broadcasting Income	5,495,303,066	0
Kenya Commercial Bank (KCB)	470,000,000	50,000,000
Azam U-20 Premier League Sponsorship	133,236,666	133,236,666
Other Sponsors Collection	181,530,810	181,530,810
Azam Sports Broadcasting Income	616,208,990	616,208,990
Vodacom Sponsorship Income	3,000,000,000	0
U- 23 and other Local Sponsors	0	59,105,529
Sport-pesa Co. Ltd	0	93,995,003
TOTAL	<u>10,952,958,539</u>	<u>2,514,676,998</u>

NOTE:15.0 REVENUE FROM CLUBS AND MEMBERS

Description	2020 TZS	2019 TZS
Fines and Appeals and Penalties	11,200,000	4,538,380
Participation Fees - Premier Leagues	28,200,000	24,170,000
Transfer Fees for players	0	5,000,000
Foreign Players Fees	142,000,000	139,000,000
Players Licence Fees	46,950,000	27,510,600
Local Players Registration Fee	0	2,265,000
TOTAL	<u>228,350,000</u>	<u>202,483,980</u>

NOTE: 16.0 OTHER INCOME

Description		
Fines, Appeals and Election Forms	52,600,000	54,005,000
Gain on Foreign Exchange	11,719,113	72,530,748
Sale of Election Forms	200,000	700,000
Seminars and Participation Fees	250,000	3,900,000
Tender Fee	6,050,000	
Interest from Bank and M-Pesa	0	287,856
Gain on Disposal of motor vehicles	0	23,787,500

TANZANIA FOOTBALL FEDERATION (TFF)
AUDITED CONSOLIDATED FINANCIAL STATEMENTS FOR THE YEAR ENDED 31ST DECEMBER, 2020

Miscellaneous Income	<u>95,043,000</u>	<u>26,966,239</u>
TOTAL	<u>165,862,113</u>	<u>182,177,343</u>

NOTE:17 NATIONAL TEAMS RUNNING EXPENSES

Description	2020 TZS	2019 TZS
Taifa Stars Running Expenses	397,943,900	2,409,428,723
Taifa Stars Coach Government Expenses	255,722,000	447,647,856
Sports Delegation Abroad	323,718,153	48,055,700
International Matches	0	191,453,337
Youth National Teams Expenses	605,652,577	1,952,179,159
Printing of Match Tickets	0	27,956,500
Visa Fee, Vaccination and Passport Expenses	27,304,200	65,585,738
National Teams Sports Gear/ Equipment	318,352,000	406,910,226
Beach Soccer Expenses	26,477,225	156,448,576
U- 20 Youth Team Expenses	0	588,617,450
FIFA Women's Leadership Course Expenses	37,587,291	
Afcon Expenses	146,404,816	
National Teams Air tickets	609,448,465	
Twiga Stars Running Expenses	<u>198,111,194</u>	<u>195,882,204</u>
TOTAL	<u>2,946,721,821</u>	<u>6,490,165,469</u>

**NOTE: 18 PREMIERS LEGUE AND OTHER COMPETITIONS
FOOTBALL RUNNING EXPENSES**

Premier League	2,350,000	13,638,500
FA Challenge Cup Expenses	542,886,000	581,620,398
Sport Pesa Competitions Expenses	0	96,574,303
CECAFA - Kagame Challenge Cup	1,106,776,230	192,400,400
Domestic Competitions - Boys	0	13,886,821
Afcon Expenses	12,974,800	2,778,000
Match Expenses	75,178,186	26,000,000
Domestic Competitions - Girls	57,875,000	2,310,000
Community Field - Ngao ya Hisani	132,609,928	3,350,000
Mapinduzi Challenge Cup	0	1,000,000
Beach Soccer	0	302,203,540
Women League	417,518,967	160,171,000
Communication and Transport Expenses	8,630,000	0
Football Governance Expenses	9,560,000	0
Match Commissioner Expenses	5,683,000	0

TANZANIA FOOTBALL FEDERATION (TFF)
AUDITED CONSOLIDATED FINANCIAL STATEMENTS FOR THE YEAR ENDED 31ST DECEMBER, 2020

TFF Bonanza Expenses	5,000,000	0
Regional Champions League	150,216,310	86,791,573
First Division League Expenses	<u>1,876,460,432</u>	<u>1,618,881,838</u>
TOTAL	<u>4,403,718,853</u>	<u>3,101,606,373</u>

NOTE: 19 STAFF SALARIES AND OTHER BENEFITS EXPENSES

Description	2020	2019
	TZS	TZS
Salaries and Wages	1,561,360,325	1,143,888,005
NSSF Employers Contributions	139,344,101	117,778,862
PSSF Employers Contribution	0	7,280,000
LAPF Employers Contribution	5,840,000	0
NHIF Employers Contribution	20,033,712	20,115,170
Staff Delegation Abroad	0	102,786,544
Staff Match Allowances	29,440,000	74,938,000
Staff Benefits	128,909,490	60,569,993
Staff Acting Allowances	3,100,000	7,475,800
Staff Meals Expenses	78,739,700	82,973,304
Staff Medical Charges	51,038,117	33,634,461
Staff Leave Compensation Expenses	55,494,787	33,107,150
Staff Training and Seminars	4,656,966	11,374,300
Staff Transefer Expenses	15,750,000	0
Workshop Seminars and Training Expenses	28,531,420	0
Staff Overtime Expenses	30,540,000	17,206,400
Office Tea and Soft Drinks	<u>7,887,600</u>	<u>2,305,950</u>
TOTAL	<u>2,160,666,218</u>	<u>1,715,433,939</u>

NOTE: 20 PERSONNEL AND ADMINISTRATIVE EXPENSE

Description	2020	2019
	TZS	TZS
Casual Laborers and Volunteers	63,315,000	49,701,870
Workers Contribution Fund (WCF)	14,176,775	11,428,827
Skilland Development Levy (SDL)	31,913,802	39,788,343
Allowance to Seretairiet	41,867,399	6,598,800
Postage and Courier Services	1,438,000	5,180,800
Telephone and Fax	32,119,681	50,754,530
Electricity and Water	33,360,000	31,483,003
Printing and Stationery	67,833,273	82,359,043
Office and General Expenses	51,666,594	74,058,308
Karume Stadium Up Keep Expenses	1,770,000	5,650,000
Entertainment/ Public Relations	11,757,283	10,917,000
Advertisement	19,165,250	16,470,543

TANZANIA FOOTBALL FEDERATION (TFF)
AUDITED CONSOLIDATED FINANCIAL STATEMENTS FOR THE YEAR ENDED 31ST DECEMBER, 2020

Office Equipment Repairs and Services	7,515,000	33,882,521
Insurance Expenses	14,574,660	759,700
Legal and Other Consultancy Fees	119,562,296	77,909,455
Gifts and Donations to Regions	468,986,500	52,185,000
Fuel, Oils and Lubricants Expenses	70,495,009	56,036,721
Miscellaneous Expenses	50,758,250	47,289,407
Marketing Communications Expenses	6,133,000	0
Travelling - Internal/ Local	470,158,703	190,460,536
Police Escort	150,000	250,000
Security Guards	40,000,000	48,000,000
News Paper and Periodicals	4,531,808	15,142,675
Motor Vehicle Repairs and Maintenance	58,127,485	14,773,998
Office Rent Expenses	99,617,060	105,454,362
Environment Cleaning	2,372,000	1,480,000
Tender Expenses	8,250,000	11,813,000
Office Buildings Repairs and Services	50,757,250	39,721,909
Exchange Loss	1,875,156	41,965,029
Audit and Committee Expenses	34,460,400	0
Land Rent Expenses	4,897,688	0
Hostel Expenses	15,226,051	0
Other Administrative Expenses	95,746,750	14,598,408
President CAF Share Expenses	46,065,600	0
Hire of Equipment	2,050,000	0
Generator Repairs and Maintenance	0	5,263,000
Website Hosting Expenses	15,807,000	8,775,300
Condolences	10,746,330	6,660,000
TOTAL	<u>2,124,444,053</u>	<u>1,156,812,088</u>

NOTE: 21 GENERAL ASSEMBLY AND MEMBERS EXPENSES

Description	2020	2019
	TZS	TZS
General Assembly Expenses	269,748,602	687,736,821
Executive Committee Meeting Expenses	124,255,115	155,651,920
Sub Committee - Election	95,799,000	14,720,000
Licence Committee	18,850,000	19,650,000
Sub Committee - Disciplinary	13,050,000	7,990,000
Board of Trustee Expenses	7,050,000	4,720,000
Constitution, Law and Players Status Committee	8,566,400	4,540,000
Sub Committee - Competitions	16,682,748	13,630,508

NOTE: 21 GENERAL ASSEMBLY AND MEMBERS EXPENSES(Cont'd)

Description	2020	2019
	TZS	TZS
Referees Committee	111,906,000	68,008,050
Medical Committee	2,450,000	2,600,000
Inspection Committee	0	2,954,000
Media and Marketing Committee	16,520,550	4,194,500
Finance Committee	24,140,062	16,830,000
Award Committee	60,970,000	71,030,000
Sub Committee Youth	0	4,100,000
Technical Committee	5,200,000	5,756,780
Ex-Com Members Allowances	110,689,400	41,147,200
Project Management Committee	66,780,424	0
72 Hours Committee	42,807,200	20,976,300
Other Committees	27,246,000	2,783,000
Board Meeting Expenses	85,766,000	39,283,100
General Council Meetings	67,125,644	115,653,000
Employment Committee	0	5,453,100
TOTAL	<u>1,175,603,145</u>	<u>1,309,408,279</u>

NOTE: 22 DEVELOPMENT AND RELATED EXPENSES

Description	2020	2019
	TZS	TZS
Customs Clearance Charges	37,171,734	24,454,361
Workshops, Seminars and Training	3,569,492	15,931,000
FIFA Expenses	2,000,000	0
Grassroots	<u>84,114,500</u>	<u>5,850,000</u>
TOTAL	<u>126,855,726</u>	<u>46,235,361</u>

NOTE: 23 AUDIT FEES

Description	2020	2019
	TZS	TZS
TAC Associates - TFF	75,000,000	45,000,000
TAC Associates - TPLB	23,600,000	20,000,000
KPMG	<u>20,000,000</u>	<u>20,000,000</u>
TOTAL	<u>118,600,000</u>	<u>85,000,000</u>

NOTE: 24 FINANCIAL EXPENSES

Description	2020 TZS	2019 TZS
Bank Charges	36,387,669	35,151,589
Loss on Foreign Exchange Rates	0	21,291,571
M - Pesa Charges TPLB	<u>0</u>	<u>2,603,071</u>
TOTAL	<u>36,387,669</u>	<u>59,046,231</u>

NOTE: 25 DEPRECIATION CHARGE

Description		
Property Plant and Equipment TFF	260,739,854	217,241,943
Property Plant and Equipment TPLB	13,397,316	14,598,458
Intangible Assets TFF	16,282,225	13,037,030
Intangible Assets TPLB	0	0
TOTAL	<u>290,419,395</u>	<u>243,600,386</u>

NOTE: 26 CONTINGENT LIABILITIES

The Management certifies that there were un-quantified contingent liabilities with regard to various civil claims pending in the courts of law as at 31st December, 2020.

NOTE: 27 CONTINGENT ASSETS

As at 31st December, 2020, the Tanzania Football Federation had a Contingent Asset arising from Crime Cases No. 213 of 2017 where TFF is claiming as detailed below:

	31.12.2020 USD.	31.12.2020 TZS.Equivalent
	Amount Claimed	Amount Claimed
Jamal Malinzi and 4 others	<u>375,418</u>	<u>855,953,040</u>

TANZANIA FOOTBAL FEDERATION (TFF)
AUDITED CONSOLIDATED FINANCIAL STATEMENTS FOR THE YEAR ENDED 31ST DECEMBER, 2020

TOTAL	<u>375,418</u>	<u>855,953,040</u>
--------------	----------------	--------------------

Management is of the view that the fate of this contingent will mainly depends on court judgment.

NOTE: 28 VAT COLLECTED

During the year 2020 the Federation collected Value Added Tax (VAT) on gate collections and subsequently disbursed to Tanzania Revenue Authority as shown hereunder:

PARTICULARS	31.12.2020	31.12.2019
	TZS.	TZS.
Gate Collection in Various Matches during the year	8,774,451,083	6,890,562 700
Value Added Tax Collected during the year 2020 (18%)	<u>1,579,401,195</u>	<u>1,240,301,86</u>
Gate Collections Net of Value Added Tax	<u>7,195,049,888</u>	<u>5,650,261,414</u>

NOTE: 29 CAPITAL COMMITMENTS

The Management certifies that there was no capital commitment as at year end.

NOTE: 30 FUNCTIONAL CURRENCIES AND PRESENTATION CURRENCY

The functional currency of the Federation, which is also its presentation currency, is Tanzanian Shilling.

NOTE: 31 APPROVALS OF FINANCIAL STATEMENTS

The financial statements were approved by the Members Executive Committee of the Federation and authorized to be tabled in National Assembly on 5th August, 2021.

NOTE: 32 COMPARATIVE FIGURES

Previous year's figures have been re-grouped wherever considered necessary in order to make them comparable with current year's figures.



**SHIRIKISHO LA MPIRA
WA MIGUU TANZANIA**

Karume Memorial Stadium/Shaurimoyo Road
P.O.Box 1574, Dar es Salaam - Tanzania
Telephone: +255 22 2182032 Fax: +255 22 2182031
Email: tanfootball@tff.or.tz Website: www.tff.or.tz